





AIR FORCE SCHOOL, ASTE
HOLIDAY HOMEWORK (2022-23)
CLASS - II

S.NO	SUBJECT	ACTIVITY/ASSIGNMENT/PROJECT
1	MATHS	<p>1. Make a 2D and 3D shapes (plane and solid shapes) with help of toothpicks and clay .Using toothpicks and clay build a 2D and 3 D shape, arrange them on sheet of paper to make a model.</p>  <p>2. Make your own snake and ladder board: Make your own snake and ladder board , colour it and make it look beautiful.</p>
2	EVS	<p>1. Make your own first aid box. You can use an old shoe box with the help of your parents.</p> <p>2. Let's color our hands and put some paint on your thumb or any finger and then print it on paper by using your drawing skills to turn those fingerprints into chicks.</p> <p>3. Make a collage of healthy and junk food using ice-cream sticks and pictures.</p> 

		<p>4. I am a sunshine child. I make my family happy by doing undermentioned things “ALL BY MYSELF” (Lesson-1)</p> <p>_a) _____</p> <p>_b) _____</p> <p>_c) _____</p> <p>_d) _____</p> <p>If you have been a sunshine child, make a badge for yourself with a smiley face drawn on it. Don't forget to wear it when school reopens.</p>  <p>5. Create a tree using bangles:</p> <p>Stick bangles on colour paper to make foliage of a tree. Paste all the things which we get from plants inside the bangles and name them.</p>
3	ENGLISH	<p>1. Draw different types of facial expressions on white A-4 sheet and name them.</p>  <p>2. Collect pictures of persons (apart from your parents), places</p>

		<p>(you visited in summer holidays), animals (that you saw in your trip or neighbourhood) and things (that you purchased during shopping). Tabulate them in four columns (Name, Place, Animal, Thing) and name them.</p> <ol style="list-style-type: none"> 3. Make a small garland of 26 paper flowers with 5 petals each and write 5 words of each alphabet (A-Z). 4. Learn a story from your grandparents/parents and try to recall it in front of the camera and record it. 5. Do one page handwriting daily. 6. Do loud reading in the presence of your family members for about half an hour. Reading can be done from any book of your choice. You may read the stories online.
4	HINDI	<ol style="list-style-type: none"> 1 . सभी मात्राओं से पाँच-पाँच शब्द हिन्दी की कॉपी में सुन्दर लिखावट से लिखिए । 2. आप अपनी माताजी की सहायता से रसोई घर में उपयोग आने वाले दस अनाज, मसालों और बर्तनों की सूची बनाइए । 3. चींटी और कबूतर, खरगोश और कछुआ, चिड़िया और बंदर, इनमें से किसी एक कहानी को याद करिए और सुनाने का प्रयत्न करते हुए एक विडियो बनाइए । 4 . रंगीन पेपर को फ़ोल्ड करके पाँच अलग तरह के तितलियों की आकृति बनाइए । तितली के बारे में पाँच वाक्य लिखें । 5. सुलेख पुस्तिका में पृष्ठ संख्या एक से बीस तक सुलेख लिखें। 6 . आनंद के लिए पढ़ें - <ul style="list-style-type: none"> क) पंचतंत्र की कहानियाँ ख) दादा - दादी की कहानियों का पिटारा (सुधा मूर्ति द्वारा) ग) चंपक